




















Product	<p>Examination and protective nitrile gloves, powder-free, non-sterile, disposable</p> <p>External surface: textured at the fingertips</p> <p>Cuff: rolled</p> <p>Colour: pink (magenta)</p> <p>Shape: universal, suitable both for right and left hand</p> <p>Sizes: XS (5-6), S (6-7), M (7-8), L (8-9), XL (9-10)</p> <p>Quantity in the unit package: 100 items by weight</p> <p>Expiry date: 3 years (from the production date)</p> <p>The minimum length of the glove is 240mm- the glove is designed for special purposes, these are diagnostic gloves.</p>
Classification	<p>Class I medical device - Regulation (EU) 2017/745 of the European Parliament and of the Council of 5 April 2017 on medical devices.</p> <p>Category I personal protective equipment - Regulation (EU) 2016/425 of the European Parliament and the Council</p>
Properties / Application	<p>Disposable, non-sterile examination and protective gloves for use in the medical environment, intended to: protect the patient and user, during carry out medical and diagnostic tests, and therapeutic. Classified as a Class I medical device and as a Simple Construction Personal Protective Equipment (PPE Category I) for minimum risks. Their design and labelling comply with the requirements of Regulation (EU) 2017/745 of the European Parliament and of the Council of 5 April 2017 on medical devices and Regulation (EU) 2016/425 of the European Parliament and of the Council. It should be noted that the confirmed level of protection does not reflect actual working conditions, where other factors may affect the effectiveness of protection. Care should be taken to ensure that the gloves are used only for their intended purpose.</p>
Storage and transportation	<p>It is recommended to store and transport the gloves in a dry place at 5-35°C and to protect them from sunlight and fluorescent light. The recommended relative humidity of the gloves storage room is 60 ± 20%. Store the gloves not less than 1 m away from heating devices, fire sources and ozone. Do not store them in the immediate vicinity of solvents, oils, fuels, greases.</p>
Food contact	<p>Gloves marked with a pictogram (glass and fork)  to indicate approval for contact with food . They comply with Regulation (EC) No 10/2011, Regulation (EC) No 1935/2004 and Regulation (EC) No 2023/2006 on Good Manufacturing Practice.</p>
Indications for use	<p>It is recommended to dry your hands thoroughly before wearing gloves. Before using the gloves, check for defects (e.g. holes, dirt). After each removal of gloves, it is recommended to wash hands thoroughly, dry them and apply a care cream. Use min. 1 pair of gloves for one patient and one procedure - disposable gloves. Gloves contaminated with blood or body fluids should be removed as medical waste. Care should be taken to ensure that chemicals do not get into the gloves through the cuff. If a chemical gets into the skin, it should be washed off immediately with plenty of soapy water. In case of puncture, breakage or tearing, change the gloves immediately during use. Avoid gloves that are dirty on the inside - they may cause irritation leading to dermatitis or more serious injuries. Do not use the gloves in contact with open fire or to protect against all sharp tools. The gloves are not designed for welding, to protect against electric shock, ionizing radiation, or cold or hot objects. Protection is limited to the hand only, the results refer to the hand part and the gloves have been tested in laboratory conditions.</p>
Ingredients/hazardous substances	<p>Some gloves may contain ingredients that cause allergies in people who are allergic to them and who may develop contact irritation and/or allergic reactions. If an allergic reaction occurs, seek medical attention immediately.</p>
Disposal	<p>Used gloves may be contaminated. They must be disposed of in accordance with applicable local regulations. Bury or burn the gloves under controlled conditions.</p>
Manufacturer and responsible entity	<p>Itano Spółka z ograniczoną odpowiedzialnością ul. Szparagowa 14 52-311 Wrocław, Poland www.itano.pl</p>
Issue number and date	<p>Rev. 3/02.06.2021</p>

Itano® magenta

Use the following instructions in conjunction with the information directly on the packaging

Pictograms and markings on the packaging

<table border="1"> <tr> <td>Examination gloves</td> <td>MD Regulation (EU) 2017/745</td> <td>CLASS I</td> </tr> <tr> <td>Protective gloves</td> <td>PPE Regulation (EU) 2016/425</td> <td>CAT I</td> </tr> </table>		Examination gloves	MD Regulation (EU) 2017/745	CLASS I	Protective gloves	PPE Regulation (EU) 2016/425	CAT I	<p>This product is medical device Class I, and personal protective equipment Cat. I</p> <p style="text-align: right;">MD PPE</p>	
Examination gloves	MD Regulation (EU) 2017/745	CLASS I							
Protective gloves	PPE Regulation (EU) 2016/425	CAT I							
	Disposable product		Non sterile product						
	The quality of the product is not guaranteed if the packaging is damaged or dirty		Protect against sunlight and fluorescent light						
	Protect the product from moisture		Store product at 5°-35° C						
	Protect the product from ozone		It is recommended that you read the product's user manual						
	Product suitable for contact with food		100 gloves by weight						
	Available product sizes. Colour coded size, appropriate to the product in the package.		Series no.						
	Expiry date		Production date						
	Manufacturer, responsible entity		Indications related to recycling of the immediate packaging of the product						

Itano® magenta

Use the following instructions in conjunction with the information directly on the packaging

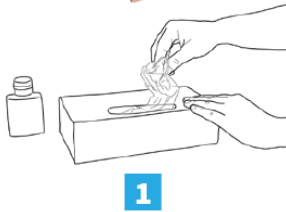


How to correctly put on and take off gloves



Before putting gloves on carefully wash your hands with water and soap for at least 20 seconds

Putting on



1

Take a glove from the package



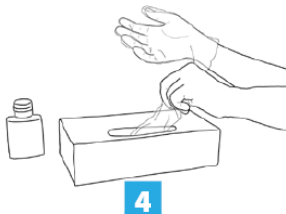
2

Grab its wrist part and slide your hand in smoothly



3

Put on the first glove



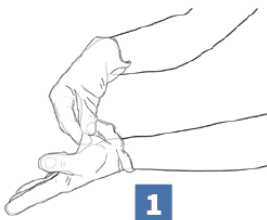
4

Take the other glove from the package with your bare hand



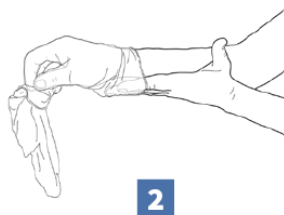
5

Fold back the outside surface of the glove you're putting on with bent fingers of your hand wearing the glove and put the glove on your other hand.



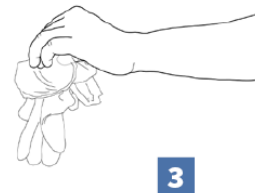
1

With your fingers grab one glove at the wrist height and pull it off, by turning the glove inside out



2

Hold the taken off glove in your hand wearing a glove and slide fingers of your bare hand between the glove and the wrist. Take off the other glove along the hand and later pull it over the glove you are holding with your fingers



3

Throw the removed gloves into a dust bin.

Taking off



Do not throw gloves into the toilet!



Do not touch your face while wearing gloves!